

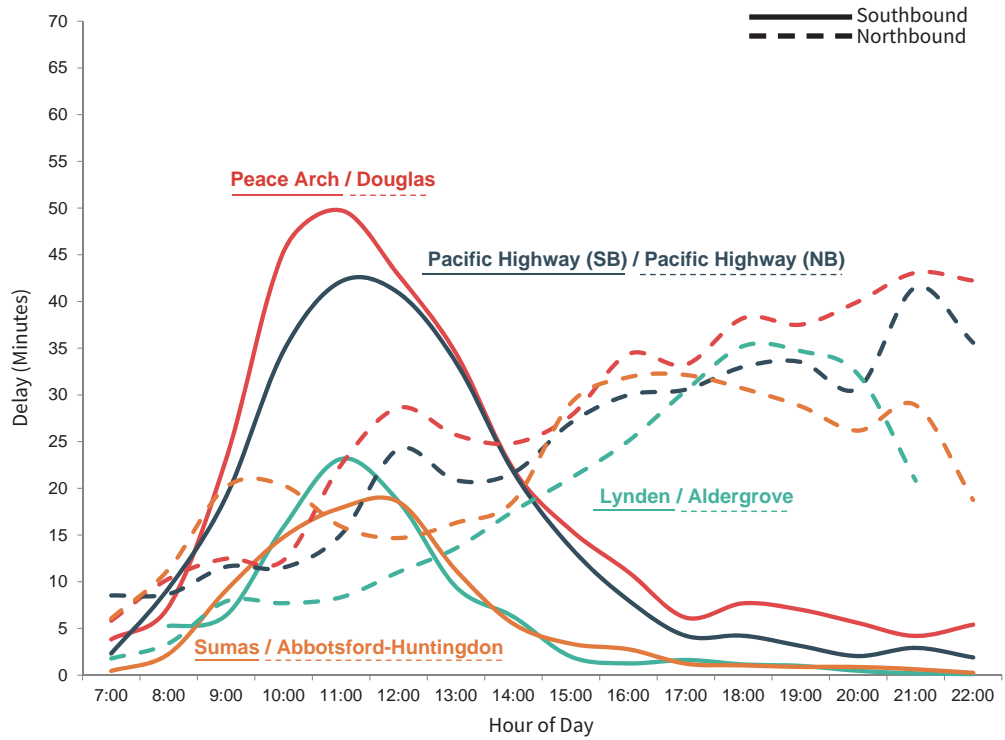
CASCADE GATEWAY BORDER DATA

From the International Mobility & Trade Corridor (IMTC) Program

More info at: www.theimtc.com/data; data compiled by the Whatcom Council of Governments

CASCADE GATEWAY PEAK WAIT TIME ESTIMATES

AUGUST WEEKDAY, 2014



Note: Figures are estimates and may be affected by construction or other factors. Weekday data averaged Mon-Thurs. Weekend data averaged Sat-Sun.

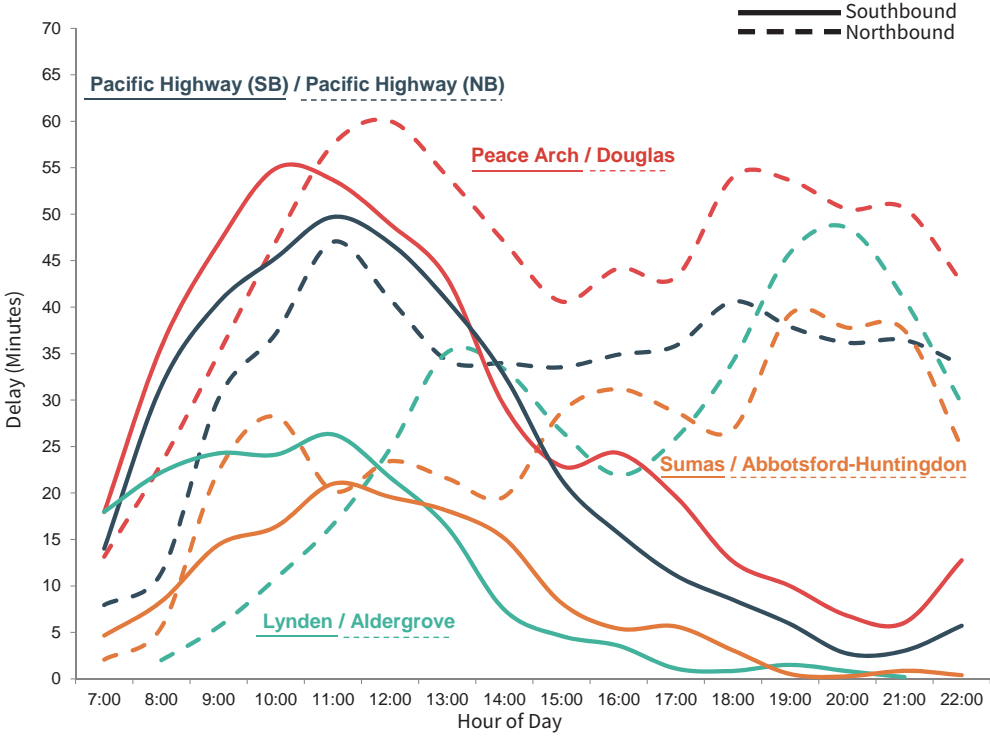
Data source: Cascade Gateway Border Data Warehouse (www.cascadegatewaydata.com)
Data compiled by: Whatcom Council of Governments

CASCADE GATEWAY BORDER DATA
From the International Mobility & Trade Corridor (IMTC) Program

More info at: www.theimtc.com/data; data compiled by the Whatcom Council of Governments

CASCADE GATEWAY PEAK WAIT TIME ESTIMATES

AUGUST WEEKEND, 2014



Note: Figures are estimates and may be affected by construction or other factors. Weekday data averaged Mon-Thurs. Weekend data averaged Sat-Sun.

Data source: Cascade Gateway Border Data Warehouse (www.cascadegatewaydata.com)

Data compiled by: Whatcom Council of Governments

CASCADE GATEWAY BORDER DATA

From the International Mobility & Trade Corridor (IMTC) Program

More info at: www.theimtc.com/data; data compiled by the Whatcom Council of Governments

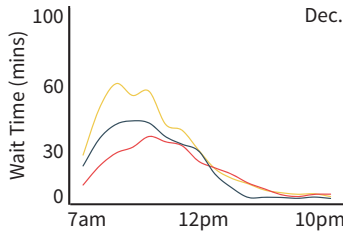
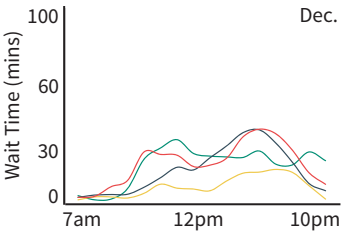
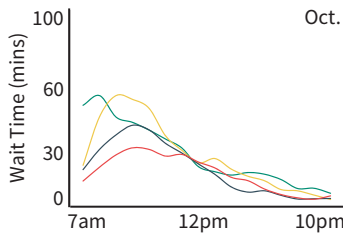
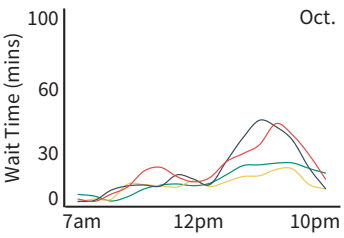
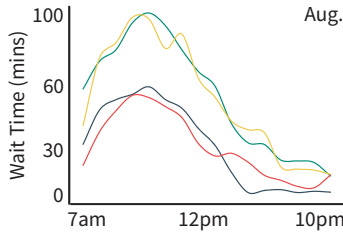
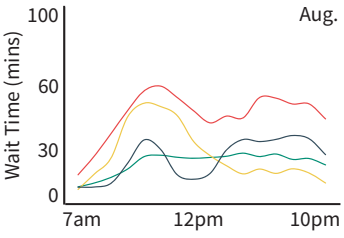
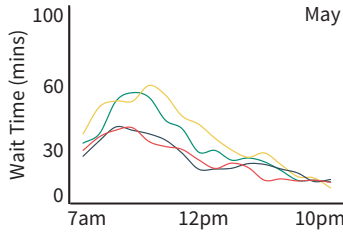
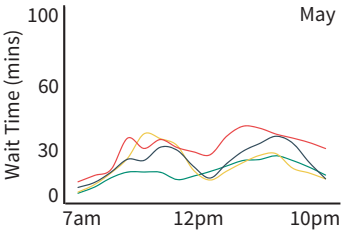
PEACE ARCH / DOUGLAS

WEEKEND WAIT TIME ESTIMATES

2007
2009
2012
2014

NORTHBOUND

SOUTHBOUND



Note: Figures are estimates and may be affected by construction or other factors. Weekday data averaged Mon. - Thurs. Weekend data averaged Sat-Sun. **Data sources:** Cascade Gateway Border Data Warehouse (cascadegatewaydata.com) **Data compiled by:** Whatcom Council of Governments

CASCADE GATEWAY BORDER DATA

From the International Mobility & Trade Corridor (IMTC) Program

More info at: www.theimtc.com/data; data compiled by the Whatcom Council of Governments

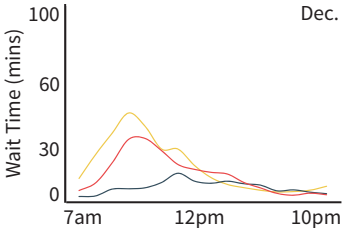
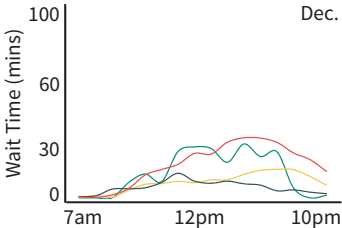
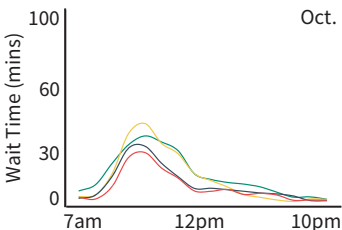
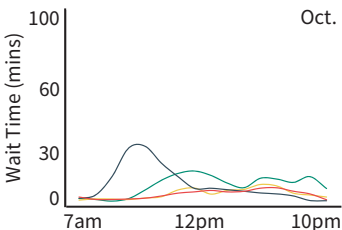
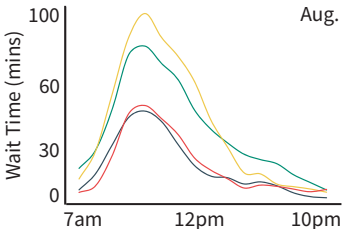
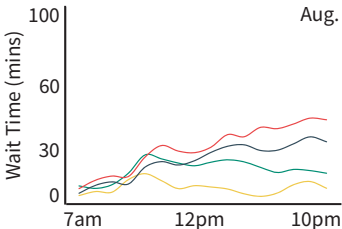
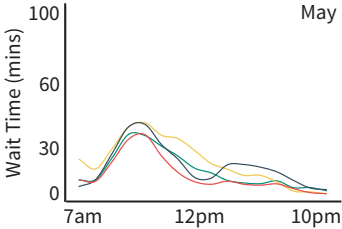
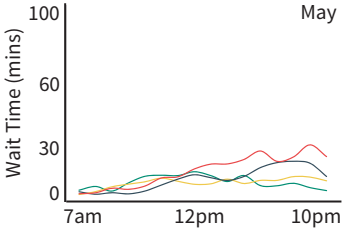
PEACE ARCH / DOUGLAS

WEEKDAY WAIT TIME ESTIMATES

2007
2009
2012
2014

NORTHBOUND

SOUTHBOUND



Note: Figures are estimates and may be affected by construction or other factors. Weekday data averaged Mon. - Thurs. Weekend data averaged Sat-Sun. **Data sources:** Cascade Gateway Border Data Warehouse (cascadegatewaydata.com) **Data compiled by:** Whatcom Council of Governments

CASCADE GATEWAY BORDER DATA

From the International Mobility & Trade Corridor (IMTC) Program

More info at: www.theimtc.com/data; data compiled by the Whatcom Council of Governments

PACIFIC HIGHWAY

WEEKEND WAIT TIME ESTIMATES

2007

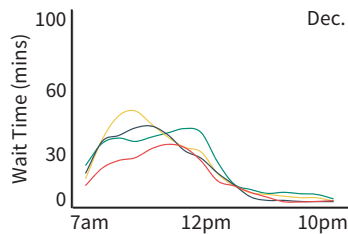
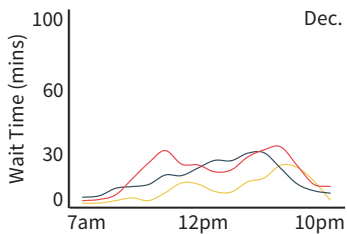
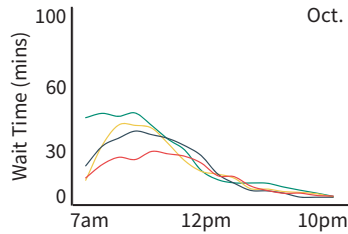
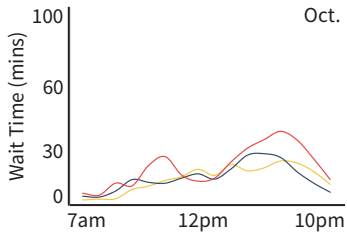
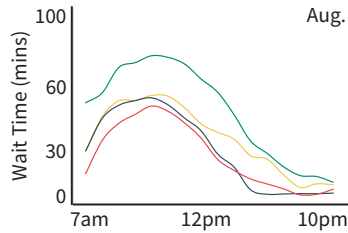
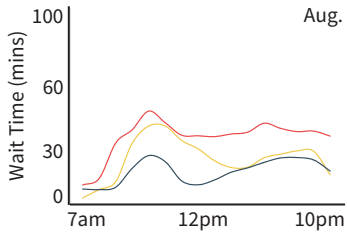
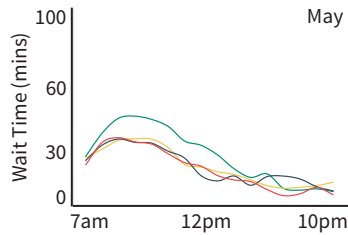
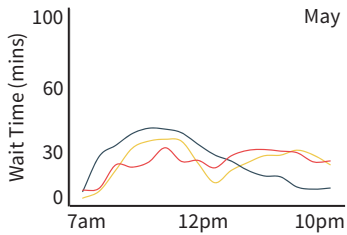
2009

2012

2014

NORTHBOUND

SOUTHBOUND



Note: Figures are estimates and may be affected by construction or other factors. Weekday data averaged Mon. - Thurs. Weekend data averaged Sat-Sun. **Data sources:** Cascade Gateway Border Data Warehouse (cascadegatewaydata.com) **Data compiled by:** Whatcom Council of Governments

CASCADE GATEWAY BORDER DATA

From the International Mobility & Trade Corridor (IMTC) Program

More info at: www.theimtc.com/data; data compiled by the Whatcom Council of Governments

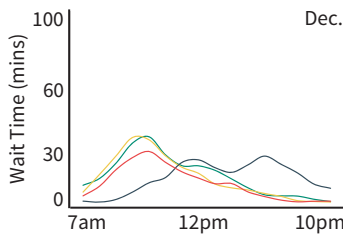
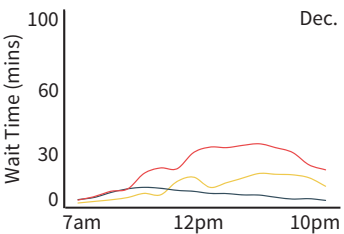
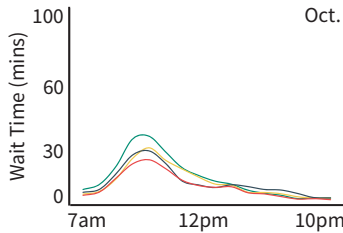
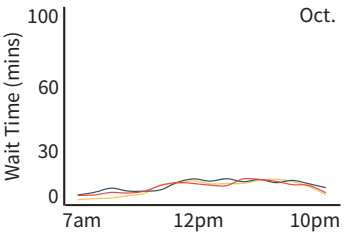
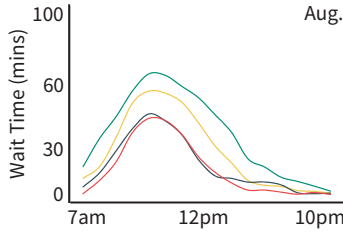
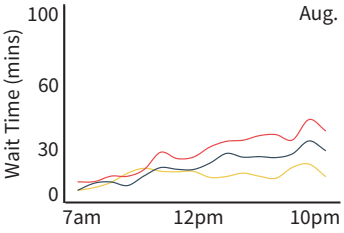
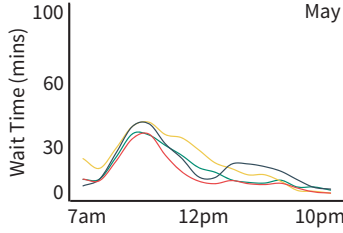
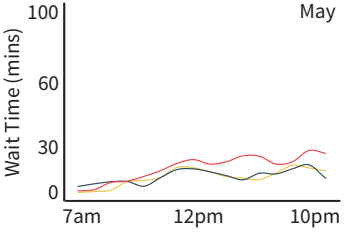
PACIFIC HIGHWAY

WEEKDAY WAIT TIME ESTIMATES

2007
2009
2012
2014

NORTHBOUND

SOUTHBOUND



Note: Figures are estimates and may be affected by construction or other factors. Weekday data averaged Mon. - Thurs. Weekend data averaged Sat-Sun. **Data sources:** Cascade Gateway Border Data Warehouse (cascadegatewaydata.com) **Data compiled by:** Whatcom Council of Governments

CASCADE GATEWAY BORDER DATA

From the International Mobility & Trade Corridor (IMTC) Program

More info at: www.theimtc.com/data; data compiled by the Whatcom Council of Governments

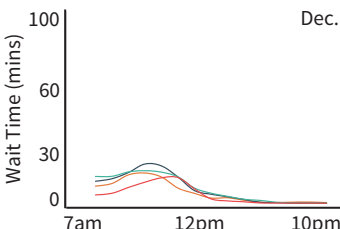
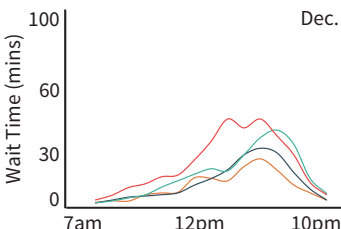
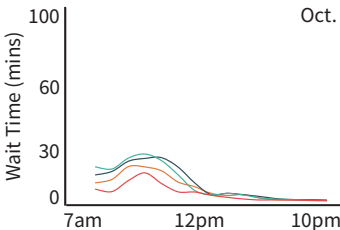
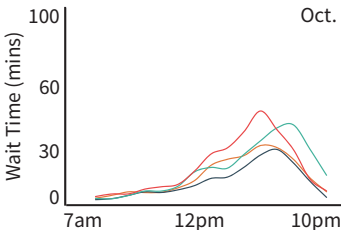
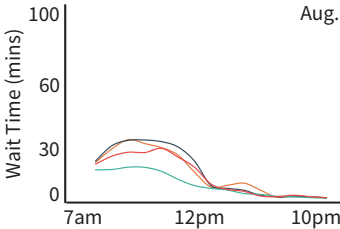
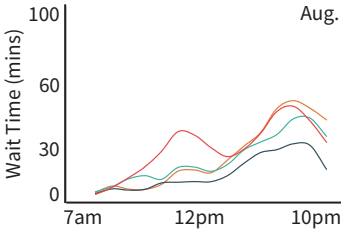
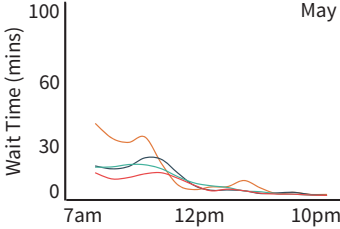
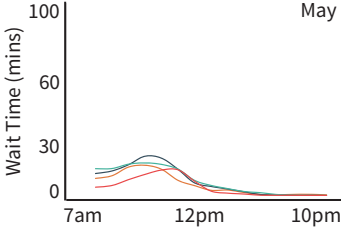
LYNDEN/ALDERGROVE

WEEKEND WAIT TIME ESTIMATES

2011
2012
2013
2014

NORTHBOUND

SOUTHBOUND



Note: Figures are estimates and may be affected by construction or other factors. Weekday data averaged Mon. - Thurs. Weekend data averaged Sat-Sun. **Data sources:** Cascade Gateway Border Data Warehouse (cascadegatewaydata.com) **Data compiled by:** Whatcom Council of Governments

CASCADE GATEWAY BORDER DATA

From the International Mobility & Trade Corridor (IMTC) Program

More info at: www.theimtc.com/data; data compiled by the Whatcom Council of Governments

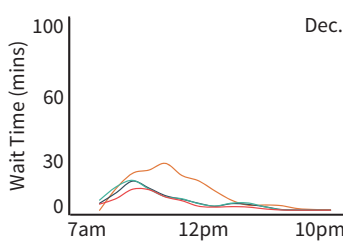
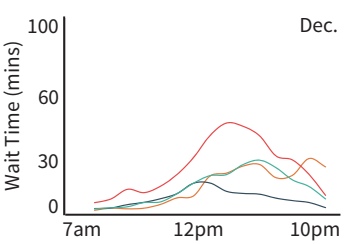
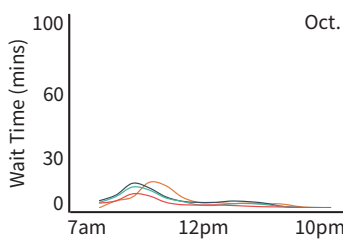
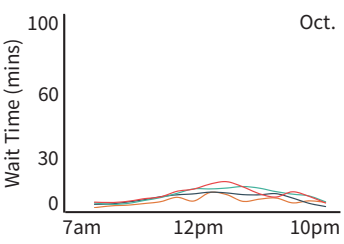
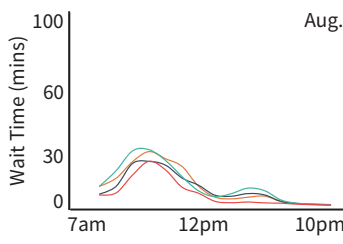
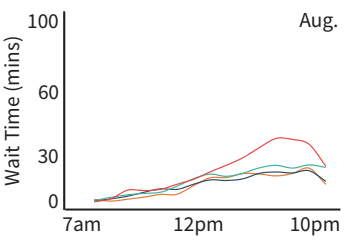
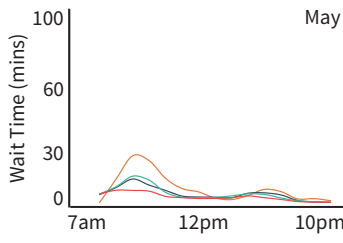
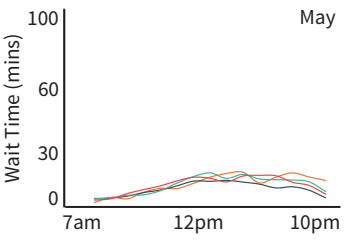
LYNDEN/ALDERGROVE

WEEKDAY WAIT TIME ESTIMATES

2011
 2012
 2013
 2014

NORTHBOUND

SOUTHBOUND



Note: Figures are estimates and may be affected by construction or other factors. Weekday data averaged Mon. - Thurs. Weekend data averaged Sat-Sun. **Data sources:** Cascade Gateway Border Data Warehouse (cascadegatewaydata.com) **Data compiled by:** Whatcom Council of Governments

CASCADE GATEWAY BORDER DATA

From the International Mobility & Trade Corridor (IMTC) Program

More info at: www.theimtc.com/data; data compiled by the Whatcom Council of Governments

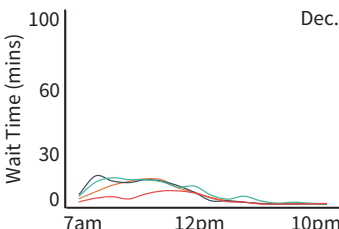
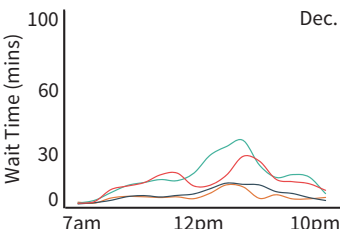
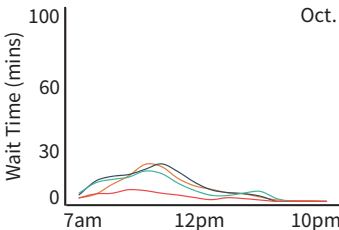
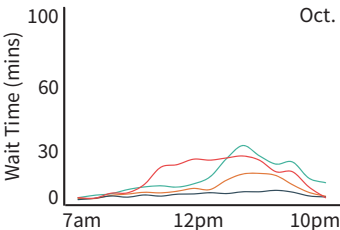
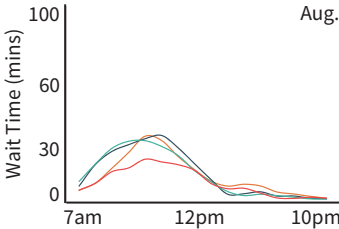
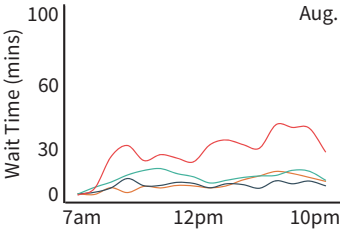
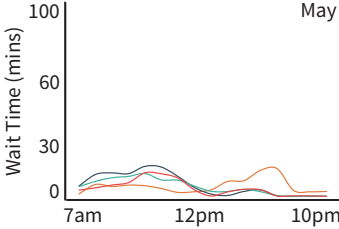
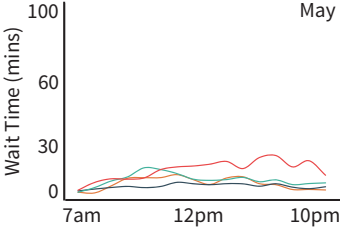
SUMAS/ABBOTSFORD-HUNTINGDON

WEEKEND WAIT TIME ESTIMATES

2011
2012
2013
2014

NORTHBOUND

SOUTHBOUND



Note: Figures are estimates and may be affected by construction or other factors. Weekday data averaged Mon. - Thurs. Weekend data averaged Sat-Sun. **Data sources:** Cascade Gateway Border Data Warehouse (cascadegatewaydata.com) **Data compiled by:** Whatcom Council of Governments

CASCADE GATEWAY BORDER DATA

From the International Mobility & Trade Corridor (IMTC) Program

More info at: www.theimtc.com/data; data compiled by the Whatcom Council of Governments

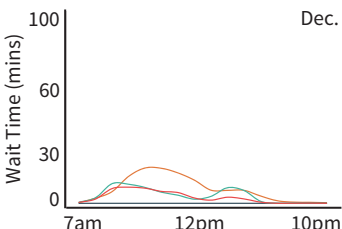
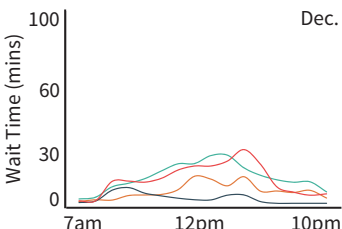
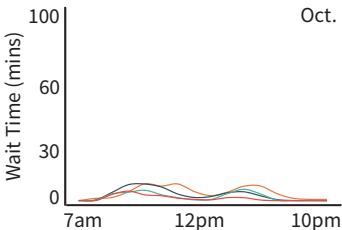
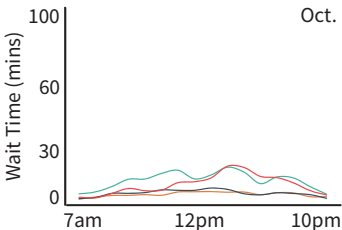
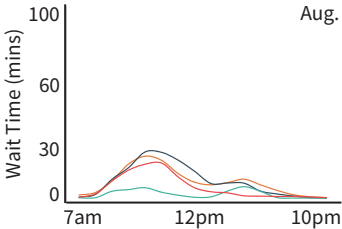
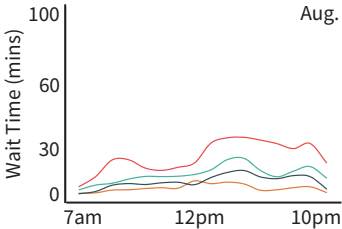
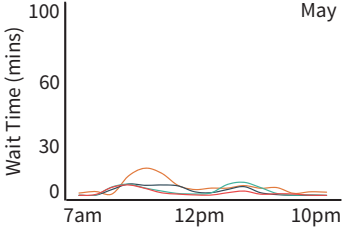
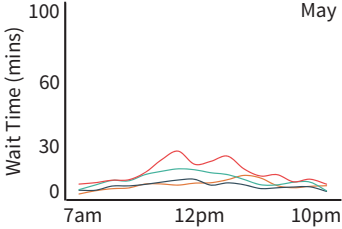
SUMAS/ABBOTSFORD-HUNTINGDON

WEEKDAY WAIT TIME ESTIMATES

2011
2012
2013
2014

NORTHBOUND

SOUTHBOUND



Note: Figures are estimates and may be affected by construction or other factors. Weekday data averaged Mon. - Thurs. Weekend data averaged Sat-Sun. **Data sources:** Cascade Gateway Border Data Warehouse (cascadegatewaydata.com) **Data compiled by:** Whatcom Council of Governments